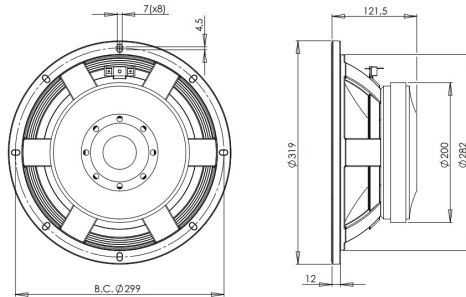


12PLB100

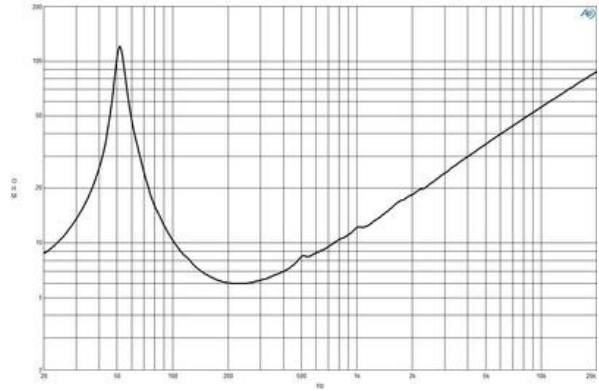
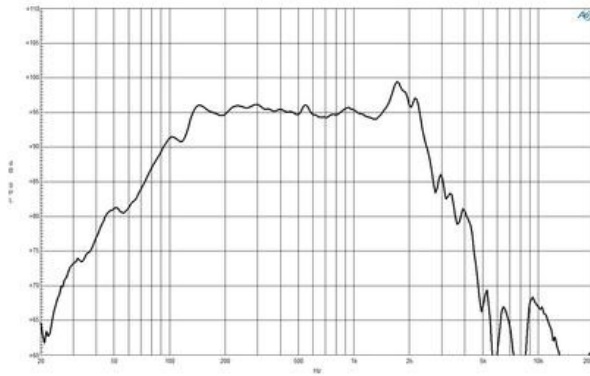
8Ω**LF Drivers - 12.0 Inches**

- 1200 W continuous program power capacity
- 100 mm (4 in) aluminium voice coil
- 50 - 2500 Hz response
- 97 dB sensitivity
- Aluminium demodulating ring allows a very low distortion figure
- Ventilated voice coil gap for reduced power compression



12PLB100

LF Drivers- 12.0 Inches



SPECIFICATIONS

Nominal Diameter	320 mm (12.0 in)
Nominal Impedance	8 Ω
Minimum Impedance	6.0 Ω
Nominal Power Handling ¹	600 W
Continuous Power Handling ²	1200 W
Sensitivity ³	97.0 dB
Frequency Range	50 - 2500 Hz
Voice Coil Diameter	100 mm (4.0 in)
Winding Material	Aluminium
Former Material	Glass Fibre
Winding Depth	23.0 mm (0.91 in)
Magnetic Gap Depth	10.0 mm (0.39 in)
Flux Density	1.0 T

DESIGN

Surround Shape	Triple Roll
Cone Shape	Radial
Magnet Material	Ferrite
Spider	Single
Pole Design	T-Pole
Woofer Cone Treatment	WP Waterproof Front Side
Recommended Enclosure	40.0 dm ³ (1.41 ft ³)
Recommended Tuning	52 Hz

PARAMETERS⁴

Resonance Frequency	50 Hz
Re	5.1 Ω
Qes	0.38
Qms	9.2
Qts	0.37
Vas	47.0 dm ³ (1.66 ft ³)
Sd	531.0 cm ² (82.0 in ²)
η°	1.7 %
Xmax	9.0 mm
Xvar	7.0 mm
Mms	77.0 g
Bl	18.4 Txm
Le	1.6 mH
EBP	131 Hz

MOUNTING AND SHIPPING INFO

Overall Diameter	319 mm (12.5 in)
Bolt Circle Diameter	299 mm (11.8 in)
Baffle Cutout Diameter	282.0 mm (11.1 in)
Depth	122 mm (4.8 in)
Flange and Gasket Thickness	12 mm (0.47 in)
Air Volume Occupied by Driver	3.5 dm ³ (0.12 ft ³)
Net Weight	9.3 kg (20.5 lb)
Shipping Units	1
Shipping Weight	10.2 kg (22.49 lb)
Shipping Box	360x360x200 mm (14.17x14.17x7.87 in)

SERVICE KIT

RCK12PLB1008

1. 2 hours test made with continuous pink noise signal within the range Fs-10Fs. Power calculated on rated nominal impedance. Loudspeaker in free air.
2. Power on Continuous Program is defined as 3 dB greater than the Nominal rating.
3. Applied RMS Voltage is set to 2.83 V for 8 ohms Nominal Impedance.
4. Thiele-Small parameters are measured after a high level 20 Hz sine wave preconditioning test.